



ICON

STUDIO-QUALITY

USB STREAMING MICROPHONE

For more information, please visit
www.earthworksaudio.com or call 1-603-654-2433.

EARTHWORKS AUDIO

Thank you for purchasing the Earthworks ICON USB Streaming Microphone!


YOUR PURCHASE INCLUDES

- 1 ICON USB Microphone with Custom Triad-Orbit Stand**
 - 1 USB Cable**
-

GETTING STARTED

Before setting up the microphone, pull back all existing settings and EQ. By doing this, you will have a baseline understanding of how our microphones sound, and will then be able to adjust accordingly.

Begin by removing all included components from the packaging. Make sure to mute any incoming signal to speakers or headphones to avoid any loud "pops" when connecting. Connect the microphone to a desktop or laptop computer with a USB port. Confirm in your computer's settings that ICON is recognized as an audio device (appearing as "USB Audio CODEC"). The ICON is class-compliant, so users don't need to install a driver on any OS in order to use it



USING YOUR ICON

When using your ICON, be sure to take advantage of its features, such as:

- **Gain Knob:** This can be found on the back of the microphone, as shown above. The center position is the default setting, and is best for speech at a medium-loud volume from 3 inches away. The knob can be adjusted depending on your distance from the microphone. Turn it farther right or left to adjust your gain level accordingly. (When turning, you will also feel a click when the knob is at the center position. Use this as an indicator of its position when you're not looking at the back.)
- **Haptic Analog Mute Switch:** This can be activated by pushing in on the gain knob on the back of the microphone. Think of this as the microphone's E-Brake; when engaged, no sound will pass through. We've included it as an additional safety level beyond the digital mute on your computer. When pressing the knob, you will also hear an audible click sound to indicate you've been muted. (The click sound will not occur when unmuting the microphone.)
- **LED Indicators:** Found under the microphone, where the body meets the ball joint, the LED indicator will light up depending on these criteria:
 - Blue: the microphone is plugged in and powered on.
 - Green: the computer is actively streaming audio from the microphone.
 - Red: the analog circuitry in the microphone is clipping.
- **Low Handling Noise:** We've paid special attention to making sure the ICON does not make noise when you move it. As such, feel free to touch/move/adjust the microphone while it is powered on - and know that you will experience very little noise while doing so.
- **Integrated M2-R Ball Adapter:** The ICON can be unscrewed from its included Triad-Orbit stand and mounted on any microphone stand or boom mount.

ADVANCED USE

Windows users intending to record audio using a Digital Audio Workstation (DAW) with ASIO drivers will want to install the free ASIO4ALL driver (www.asio4all.org). Doing so will guarantee the lowest-possible latency for real-time monitoring and playing software instruments.

PROPER MAINTENANCE

To guarantee your microphone provides years of performance, follow these guidelines:

- Avoid extreme heat and condensing humidity. Allow the microphone to warm up when bringing it in from the cold.
- Rough handling may damage the microphone even if no markings are visible.
- When not in use, keep the microphone in its box.

TROUBLESHOOTING

If you encounter issues while using your Earthworks Audio microphone, please make sure that:

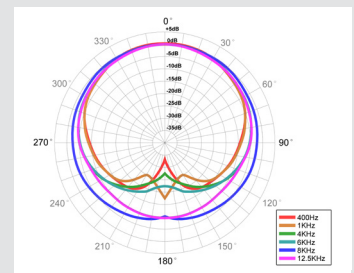
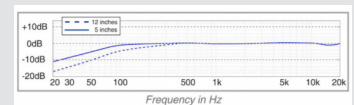
- Your USB cable is well connected on both ends.
- Your microphone is confirmed as an input device on your computer.
- The microphone is positioned at an appropriate distance from the sound source.
- External noise in your recording environment is kept to a minimum.
- Your recording space is at room temperature and free of dust.

If your issue persists after checking, please contact us via our website.

SPECIFICATIONS



ICON	
Frequency Response	20Hz-20kHz
Polar Pattern	Cardioid
Peak Acoustic input	132dB SPL
Connection	Micro USB to USB A
Power Source	USB Bus Power
Power Consumption	70 mA at 5V (Bus Power)
Typical Headphone impedance	16 Ohms
Headphone Output Power	50 mW (at 16 Ohms)
Color	Stainless Steel
Dimensions	5.53" x 1.6"
Weight	1.5lb



WARRANTY

The ICON and ICON Pro carry a two-year limited warranty (parts and labor). Please register your warranty at: earthworksaudio.com/register. If you have any problems with your Earthworks products, please contact our warranty/repair department by email at: returns@earthworksaudio.com.

NOTE: This warranty only applies to Earthworks microphones purchased brand new. For microphones purchased/received second-hand, please contact us via our website.

WE'RE HERE TO HELP

For anything else, we're a phone call or email away. Please feel free to contact us by email at sales@earthworksaudio.com, or by phone at (603)-654-2433.